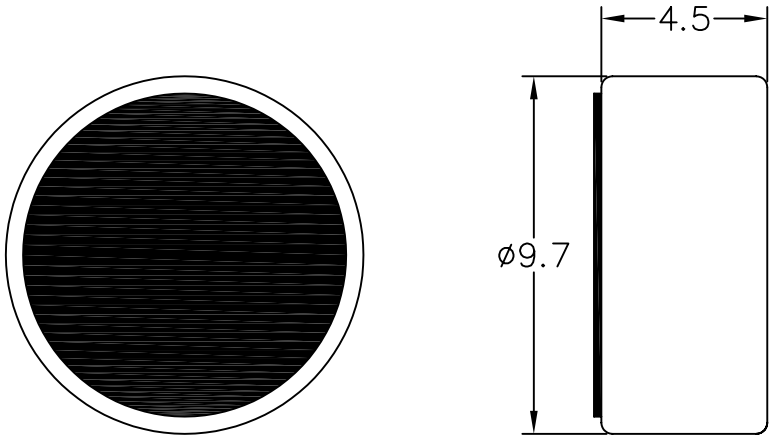


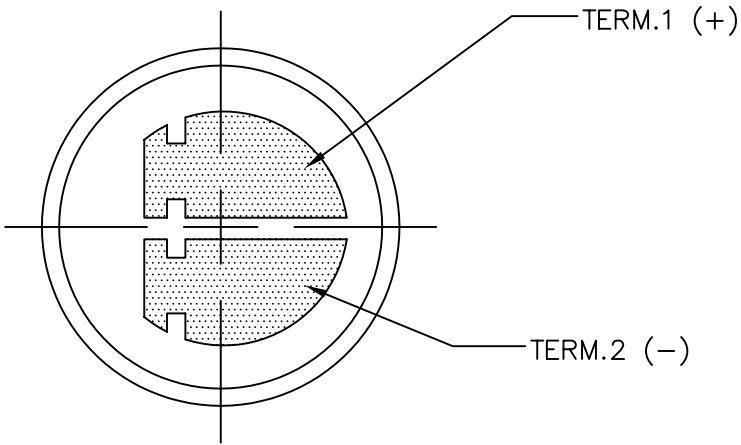
THIS DOCUMENT CONTAINS DATA PROPRIETARY TO PROJECTS UNLIMITED, INC. ANY USE OR REPRODUCTION, IN ANY FORM, WITHOUT PRIOR WRITTEN PERMISSION OF PROJECTS UNLIMITED, INC. IS PROHIBITED.
© 2003, Projects Unlimited Inc.

SPECIFICATIONS

PARAMETERS	VALUES	UNITS
DIRECTIVITY	OMNI	—
SENSITIVITY	-40±3	dB
STANDARD OPERATING VOLTAGE	1.5	Vdc
MAX OPERATING VOLTAGE	10	Vdc
CURRENT CONSUMPTION MAX	0.5	mA
IMPEDANCE	2.2	kOhm
SIGNAL TO NOISE RATIO	60	dB
TERMINAL	SOLDER PADS	—
INTERNAL CAPACITOR	N/A	pF




REVISIONS			
LTR	DESCRIPTION	DATE	APPROVED
—	RELEASED FROM ENGINEERING	12/29/03	
A	REVISED IMPEDANCE	5/13/04	R. W.
B	REVISED DIMENSION SIZE AND STYLE	02/14/06	B. R.



NOTES:

1. ALL DIMENSIONS ARE IN MILLIMETERS.
2. SPECIFICATION SUBJECT TO CHANGE OR WITHDRAWAL WITHOUT NOTICE.

FILE NAME
AOM-4540L.DWG

UNLESS OTHERWISE SPECIFIED: DIMENSIONS ARE IN MILLIMETERS, TOLERANCES ARE ±0.5 AND ANGLES ARE ±3°.		 projects® unlimited Dayton, Ohio	
APPROVALS		DATE	
DRAWN <i>R.A.C.</i>		12/03	
APPROVED <i>E.P.</i>		12/03	
DO NOT SCALE DRAWING		SIZE A	DRAWING NO. AOM-4540L
		SCALE: N.T.S.	SHEET 1 OF 1

Mouser Electronics

Authorized Distributor

Click to View Pricing, Inventory, Delivery & Lifecycle Information:

[PUI Audio:](#)

[AOM-4540L](#)